



PORTFOLIO MANAGER COMMENT

A quiet start to the month with low volatility on longer interest rates turned over one afternoon into a sharp downtrend. For the first time since February, US inflation data was presented that was lower than market expectations. With a few exceptions, the Swedish ten-year swap rate has fallen continuously during the last two thirds of the month, from approx. 3.09% to approx. 2.68%. During the month, as expected, the Riksbank raised the key interest rate by 0.75 percentage points to 2.5%. While long-term interest rates have fallen, the shortest interest rates have remained stable, resulting in a strongly inverted Swedish swap rate yield curve. The interest rate market is pricing in a high risk of recession as early as next year when the key interest rate, after having passed a peak of approx. 3.25%, is expected to fall again in the fourth quarter of 2023.

The possibly decelerating inflation has given both the stock and credit markets new hope for a soft landing for the economy. The contrast between the sharply inverted yield curve and the rising stock market is in many ways reminiscent of the situation before previous recessions. The month's relief has meant a compression from 113 to 91 basis points in the European credit index and from 89 to 81 basis points for the American index. The compression has been broad across all sectors in both indices.

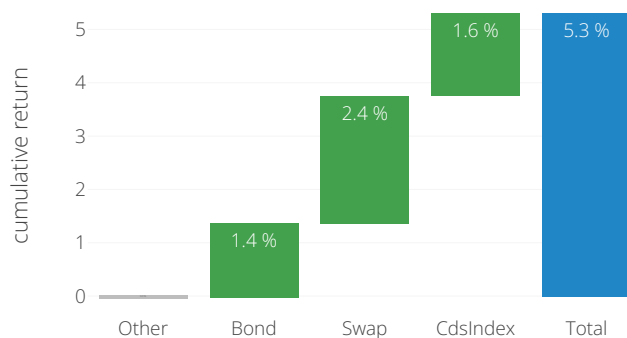
INVESTMENT GOAL AND STRATEGY

The fund targets highly liquid exposure in European and North American Investment Grade credit, whilst keeping both currency and interest rate risk in Swedish Krona. To this end credit exposure is assumed via index-based centrally cleared Credit Default Swaps (CDS). The Reference Indices of the CDS contracts are Itraxx Europe Main and CDX Investment Grade North America. The exposure to each issuer is equally weighted, ensuring a well-diversified portfolio.

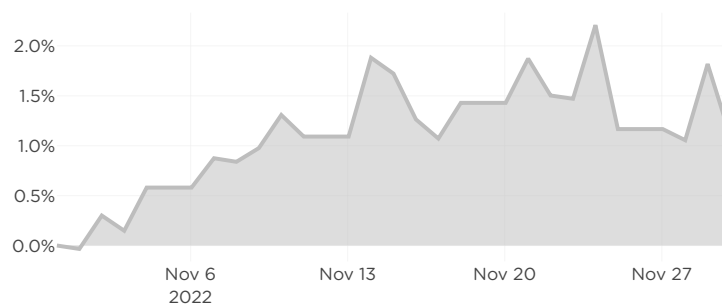
The fund takes positions that eliminate its exposure to companies that do not meet the sustainability requirements set up by Captor. The fund is classified as Article 8 according to the Disclosure Regulation.

The fund's capital will be invested in AAA rated SEK bonds, primarily Swedish covered bonds. Interest rate exposure is assumed via these bonds and cleared interest rate swaps in Swedish Krona.

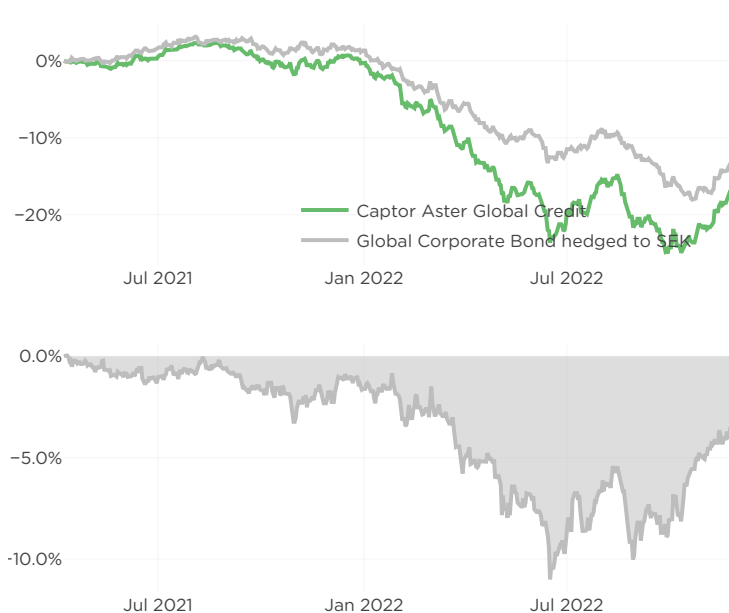
ATTRIBUTION THIS MONTH



RELATIVE PERFORMANCE



PERFORMANCE



RISK METRICS

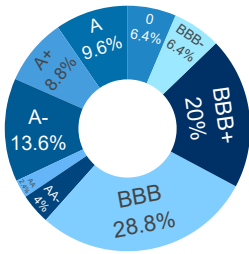
Duration	9.8 years	CDS IG EUR spread	91.46 bp
Credit duration (CDS)	9.56 years	CDS IG USD spread	80.9 bp

DISCLAIMER

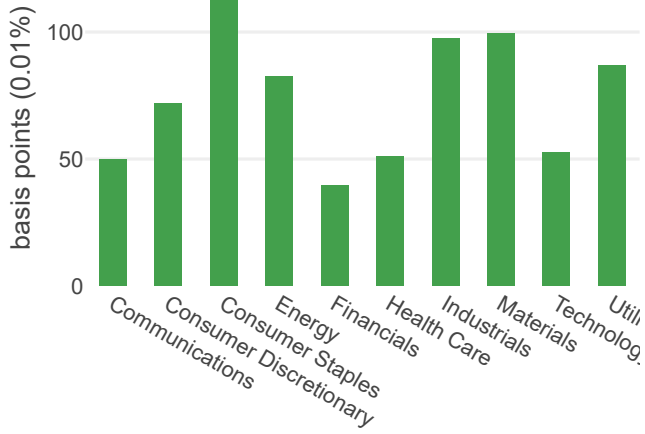
The information provided herein is generally descriptive and the fund may not be available for or suitable for you. Any opinions expressed do not constitute investment advice. Independent advice should be sought in cases of doubt. The value of the fund and any securities mentioned herein can fall as well as rise and an investor may get back less than the capital invested. Past performance is not necessarily a guide to future performance. Please go to <https://captor.se/fonder/> for further information.

CDS IG EUR

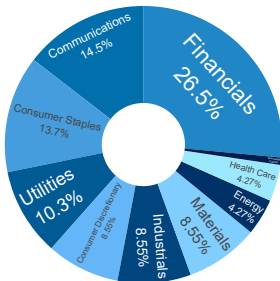
KREDITRATING



SECTOR SPREADS

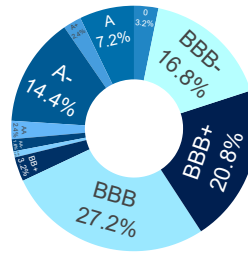


SECTOR ALLOCATION

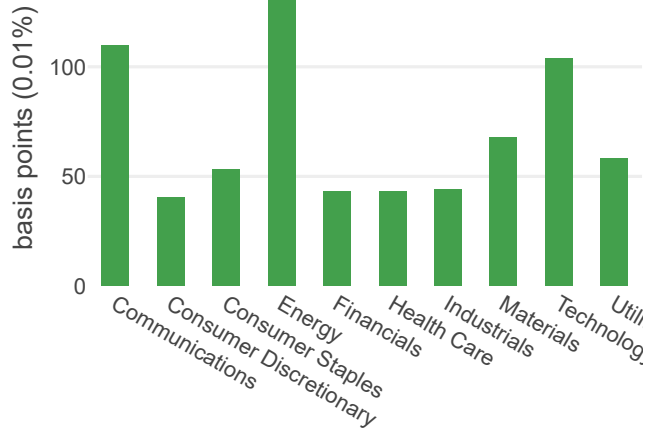


CDS IG USD

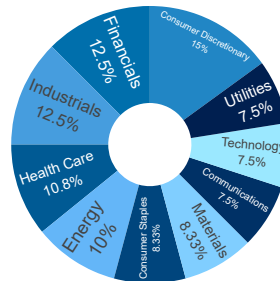
KREDITRATING



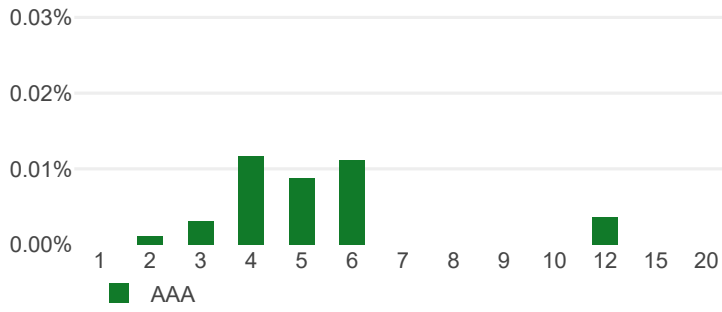
SECTOR SPREADS



SECTOR ALLOCATION

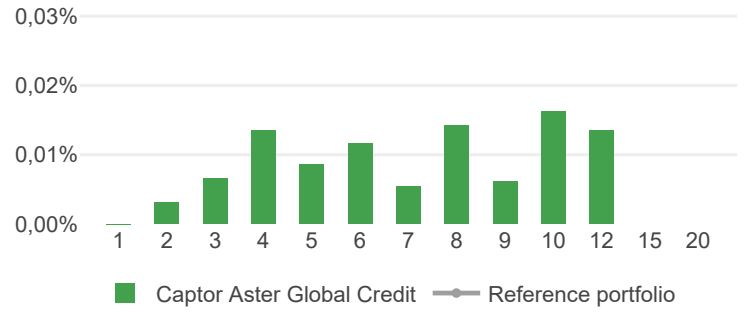


CREDIT SPREAD RISK



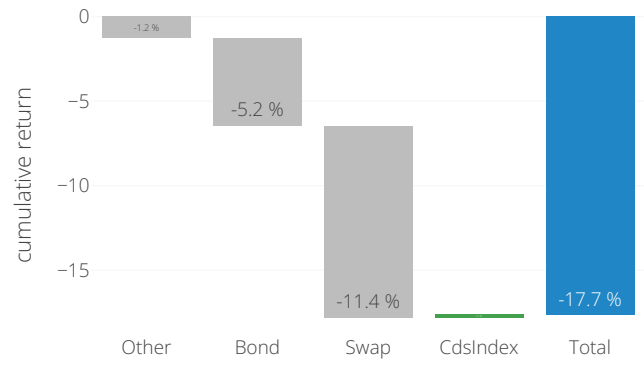
The graph shows the effect on fund NAV in % when shifting credit spreads down by 0.01%.

INTEREST RATE RISK



The graph shows the effect on fund NAV in % when shifting the underlying curve down by 0.01%.

CUMULATIVE ATTRIBUTION



RETURN TABLE

	Helår	Jan Feb	Mar Apr	Maj Jun	Jul Aug	Sep Okt	Nov Dec
2022	-17.5%	-2.9% -3.3%	-4.6% -5.4%	-1.3% -5.6%	6.9% -6.3%	-4.0% 3.2%	5.3%
2021	-0.3%		-0.4%	-0.2% 0.8%	1.8% -0.1%	-2.0% -1.7%	1.7% -0.2%

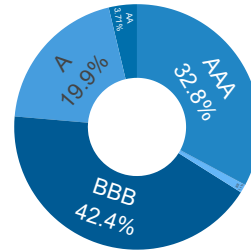
TOP HOLDINGS

Issuer	Weight	Maturity	Rating	Sector
Nordea Hypotek AB	12.5%	2026-09-16	AAA	Bank/finans
Kingdom of Sweden	12.1%	2028-05-12	AAA	Statlig
Sveriges Säkerställda Obligationer AB	11.0%	2026-06-17	AAA	Bank/finans
Stadshypotek AB	8.5%	2028-09-01	AAA	Bank/finans
Stadshypotek AB	7.3%	2027-03-01	AAA	Bank/finans
SEB Covered Bond Programme	7.2%	2026-12-16	AAA	Bank/finans
SEB Covered Bond Programme	5.1%	2024-12-18	AAA	Bank/finans
SEB Covered Bond Programme	5.0%	2025-12-17	AAA	Bank/finans
Sveriges Säkerställda Obligationer AB	5.0%	2025-06-11	AAA	Bank/finans
Kingdom of Sweden	3.6%	2033-11-11	AAA	Statlig

TOP ISSUERS

Issuer	Weight	Rating	Sector
Stadshypotek AB	18.5%	AAA	Bank/finans
SEB Covered Bond Programme	17.3%	AAA	Bank/finans
Sveriges Säkerställda Obligationer AB	17.3%	AAA	Bank/finans
Nordea Hypotek AB	17.2%	AAA	Bank/finans
Kingdom of Sweden	15.6%	AAA	Statlig
Swedbank Hypotek AB	3.4%	AAA	Bank/finans
Länsförsäkringar Hypotek AB	3.2%	AAA	Bank/finans
Danske Hypotek AB	2.7%	AAA	Bank/finans
Sparebanken Vest Boligkreditt AS	1.5%	AAA	Försäkring

CREDIT RATINGS



SHARE CLASSES

	Class A	Class C
NAV	246.1098	82.3642
NAV Date	2022-11-30	2022-11-30
Dividend	No	No
Bloomberg Ticker	CASTERA SS Equity	CASTERC SS Equity
ISIN	SE0015243878	SE0015243886
Trade Cycle	Dagligen	Dagligen
Cut-off	14:00	10:00
SFDR	Article 8	Article 8
Min. Investment	100	10 000 000
Fee	0,6%	0,4%
Currency	SEK	SEK
Reg. Status	UCITS	UCITS
Currency Hedged	Yes	Yes

REASONS TO INVEST

The fund is suitable for investors with home currency in Swedish Krona looking for attractive risk-adjusted returns through a well diversified exposure to global investment grade credit. The strategy is suitable for investors looking for liquidity in all market conditions.

By construction the strategy effectively avoids being directly exposed to EUR or USD long term interest rates. In addition the fund avoids all costs typically associated with hedging foreign currency back into Swedish Krona.

HOW TO INVEST IN THE FUND

Some of the fund's share classes are available through Swedish banks and fund platforms. Furthermore, some share classes have a higher minimum investment, and for such share classes a dilution levy can be applied at subscription/redemption in order to protect the fund's shareholders. The process is the same as employed by exchange traded funds and also allows for physical creations/redemptions.

RISK PROFILE

Interest rate risk and credit risk are the dominant risk factors in the fund. Typically a portfolio with equal exposure to these two risk factors will create a well balanced portfolio due to low correlation between them.

Portfolio managers



Dr. Daniel Karlgren

Daniel has fifteen years of experience in trading fixed income, equity and currency products. He has previously worked as a quantitative analyst and asset manager at Handelsbanken and built up and managed a derivative portfolio at Industrivärden.

Contact: daniel.karlgrén@captor.se



William Sjöberg

William Sjöberg holds a MSc from KTH in Stockholm with financial mathematics focus and an education in quantitative finance from the CQF Institute. William has previously worked at Nordea for eight years in derivatives covering several asset classes.

Contact: william.sjöberg@captor.se