



CAPTOR

SCILLA GLOBAL EQUITY

MONTHLY REPORT - OCTOBER 2022



PORTFOLIO MANAGER COMMENT

October reversed the negative trend on the global stock market and became a very strong month. The S&P 500, which fell 8% in the previous month, rose this month by the same amount. The fund ended the month with an increase of 3.5% (class C) and the fund's benchmark index 6.5%. Volatility has been lower on the stock market during the month than the month before.

There has been a broad positive performance among the fund's sector exposures. It is only companies in the real estate sector that have had a negative performance. The best performing sectors have been consumer discretionary and healthcare with an average performance in local currency of just over 8%. The fund's underperformance against the benchmark index during the month is partly due to the fund's lower beta, which was also shown in the opposite direction during the previous month. The US stock market also performed very strongly, where the market cap-weighted index has significantly higher exposure. Grouped by country, there are gains overall, while companies in Hong Kong, Norway and Singapore have gone negative. The best market has been the US with an average performance of just over 9% in local currency. There have been large movements on the foreign exchange market during the month where there have been mixed movements for the Swedish krona. SEK has weakened by -3.4% against NOK and strengthened by 4.1% against JPY.

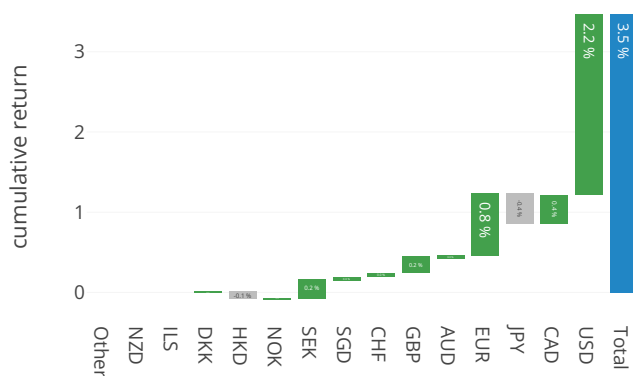
The following companies had the biggest movements during the month: Sysco (+23%), Travelers Cos (+20%) and Medibank Pvt (-19%). Currently, the fund has an equity exposure of 87%.

INVESTMENT GOAL AND STRATEGY

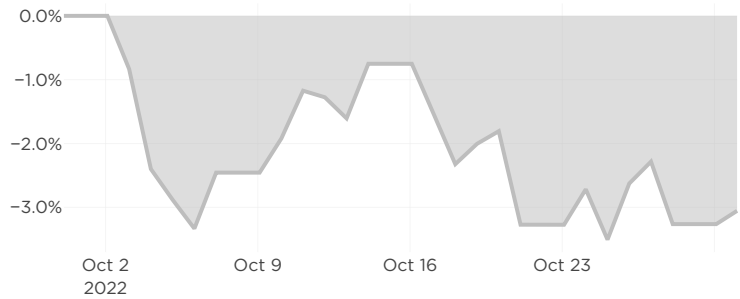
Captor Scilla Global Equity is an actively managed fund that invests globally in developed market equities. The fund is based on Captor's investment strategy Scilla. The strategy invests in companies that offer an attractive ratio between expected return and risk, compared to the global market as a whole. The fund excludes from its universe companies that does not comply with Captor's ESG screening criteria, and screens its positions continuously.

Furthermore the strategy can shift the total equity exposure of the fund. In volatile markets the fund can up to 50% in cash or high grade bonds, and apply up to 20% leverage in calmer markets. The selection method means that the strategy is exposed to 200-300 companies, which is approximately one fifth of the fund's investable universe. The fund's strategy is tuned only slightly over time while the fundamental strategy stays the same.

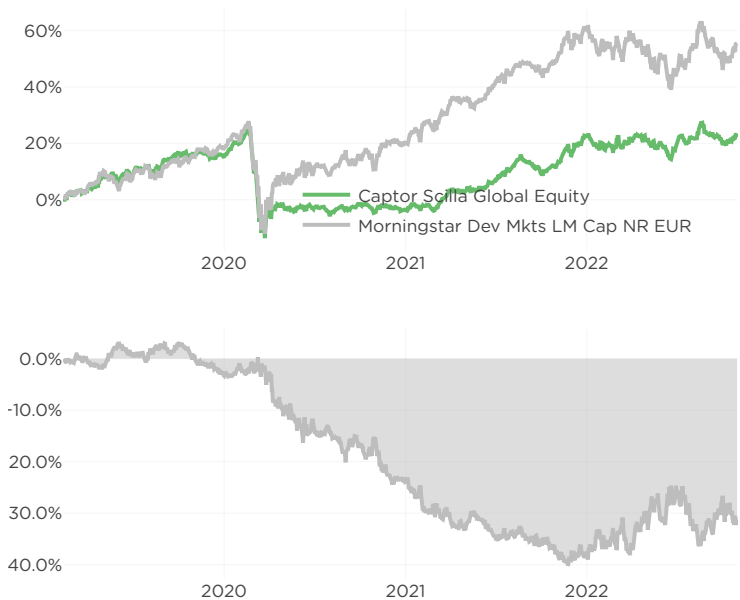
ATTRIBUTION THIS MONTH



RELATIVE PERFORMANCE



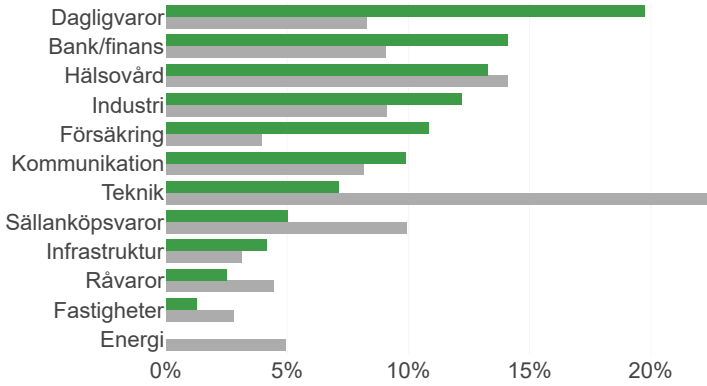
PERFORMANCE



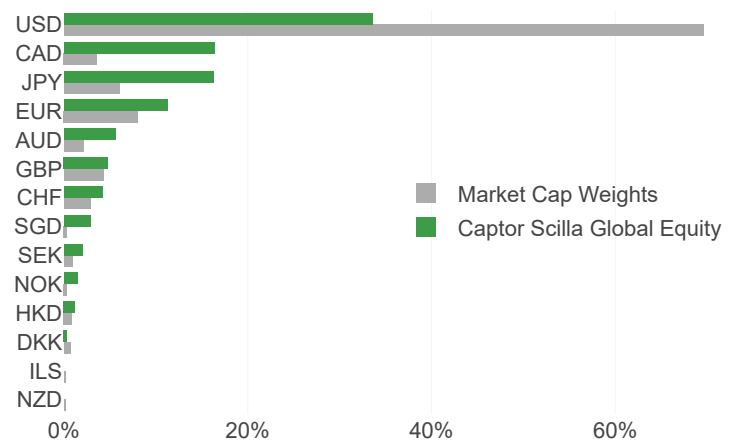
DISCLAIMER

The information provided herein is generally descriptive and the fund may not be available for or suitable for you. Any opinions expressed do not constitute investment advice. Independent advice should be sought in cases of doubt. The value of the fund and any securities mentioned herein can fall as well as rise and an investor may get back less than the capital invested. Past performance is not necessarily a guide to future performance. Please go to <https://captor.se/fonder/> for further information.

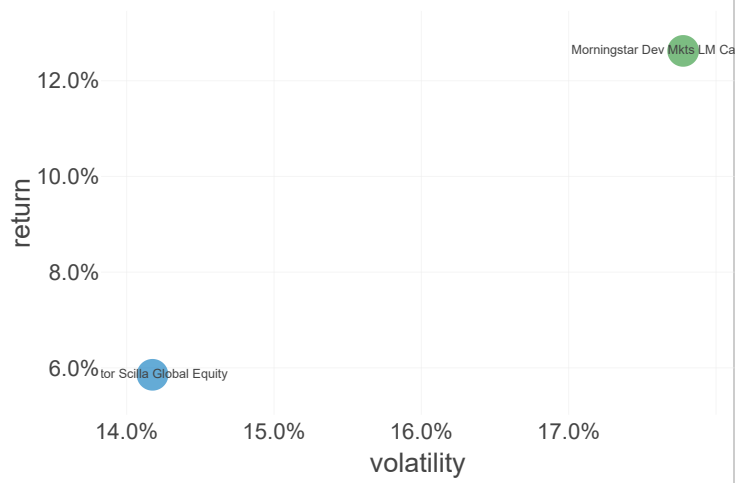
SECTOR ALLOCATION



CURRENCY ALLOCATION

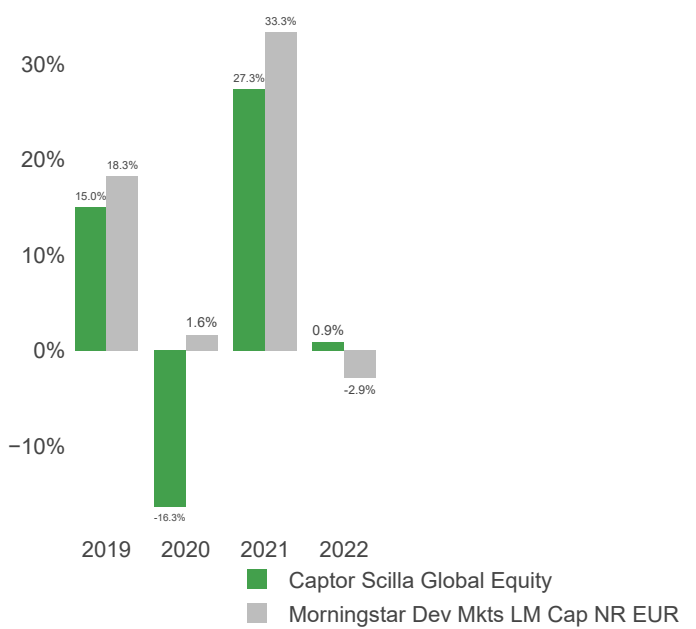


RETURN VS VOLATILITY

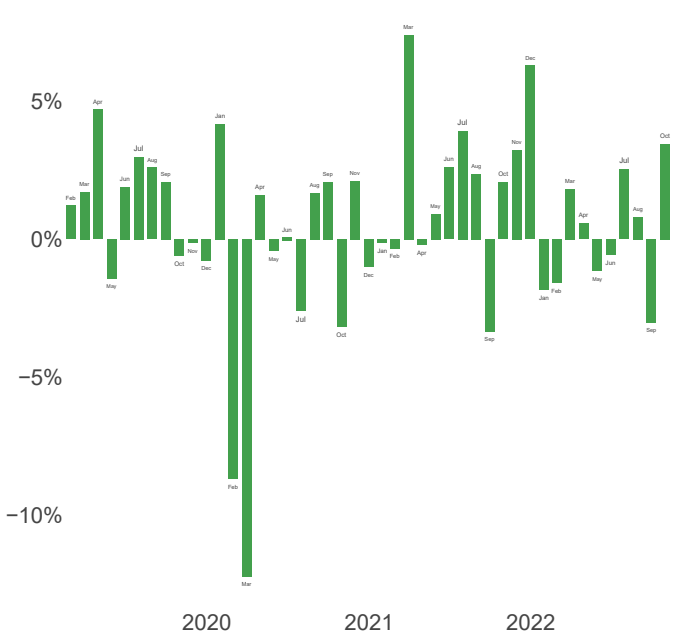


The graph shows the currency allocation of the fund next to the allocation of the equivalent market cap portfolio.

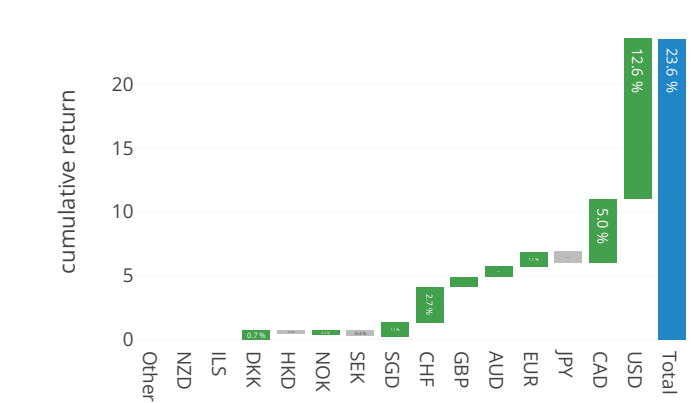
YEARLY RETURNS



MONTHLY RETURNS



CUMULATIVE ATTRIBUTION



RETURN TABLE

	Helår	Jan Feb	Mar Apr	Maj Jun	Jul Aug	Sep Okt	Nov Dec
2022	0.9%	-1.8% -1.6%	1.8% 0.6%	-1.2% -0.6%	2.5% 0.8%	-3.0% 3.5%	
2021	27.3%	-0.1% -0.3%	7.4% -0.2%	0.9% 2.6%	3.9% 2.4%	-3.3% 2.1%	3.2% 6.3%
2020	-16.3%	4.2% -8.7%	-12.2% 1.6%	-0.4% 0.1%	-2.6% 1.7%	2.1% -3.2%	2.1% -1.0%
2019	15.0%	1.2%	1.7% 4.7%	-1.4% 1.9%	3.0% 2.6%	2.1% -0.6%	-0.1% -0.8%

TOP HOLDINGS

Name	Weight	Currency	Sector
Hydro One Ltd	0.7%	CAD	Infrastruktur
Bristol-Myers Squibb Co	0.7%	USD	Hälsovård
Johnson & Johnson	0.7%	USD	Hälsovård
DBS Group Holdings Ltd	0.7%	SGD	Bank/finans
McKesson Corp	0.6%	USD	Hälsovård
Royal Bank of Canada	0.6%	CAD	Bank/finans
Thomson Reuters Corp	0.6%	CAD	Teknik
Bunzl PLC	0.6%	GBP	Sällanköpsvaror
Humana Inc	0.6%	USD	Hälsovård
Intact Financial Corp	0.6%	CAD	Försäkring

SHARE CLASSES

	Class K	Class B	Class C
NAV	359.7010	238.7797	123.6510
NAV Date	2022-10-31	2022-10-31	2022-10-31
Dividend	No	No	No
Bloomberg Ticker	SCIGLOK SS Equity	SCIGLOB SS Equity	SCIGLOC SS Equity
ISIN	SE0015193172	SE0010101360	SE0011670843
Trade Cycle	Dagligen	Dagligen	Dagligen
Cut-off	14:00	14:00	10:00
SFDR	Article 8	Article 8	Article 8
Min. Investment	100	100	10 000 000
Fee	0,425%	0,75%	0,375%
Currency	SEK	SEK	SEK
Reg. Status	UCITS	UCITS	UCITS
Currency Hedged	No	No	No

REASONS TO INVEST

Captor Scilla Global Equity is suitable for those who want an allocation to global equities and at the same time have a stable level of risk.

HOW TO INVEST IN THE FUND

Some of the fund's share classes are available through Swedish banks and fund platforms. Furthermore, some share classes have a higher minimum investment, and for such share classes a dilution levy can be applied at subscription/redemption in order to protect the fund's shareholders. The process is the same as employed by exchange traded funds and also allows for physical creations/redemptions.

RISK PROFILE

The fund aims to have lower volatility than the corresponding market value-weighted investment over time, primarily reducing large sequential drawdowns in times of stressed markets.

Portfolio managers



Dr. Daniel Karlgren

Daniel has fifteen years of experience in trading fixed income, equity and currency products. He has previously worked as a quantitative analyst and asset manager at Handelsbanken and built up and managed a derivative portfolio at Industrivärden.

Contact: daniel.karlgrén@captor.se



William Sjöberg

William Sjöberg holds a MSc from KTH in Stockholm with financial mathematics focus and an education in quantitative finance from the CQF Institute. William has previously worked at Nordea for eight years in derivatives covering several asset classes.

Contact: william.sjoberg@captor.se